

# How To File A Witness Slip Online

1. Go to **Illinois General Assembly website** at [www.ilga.gov/](http://www.ilga.gov/)

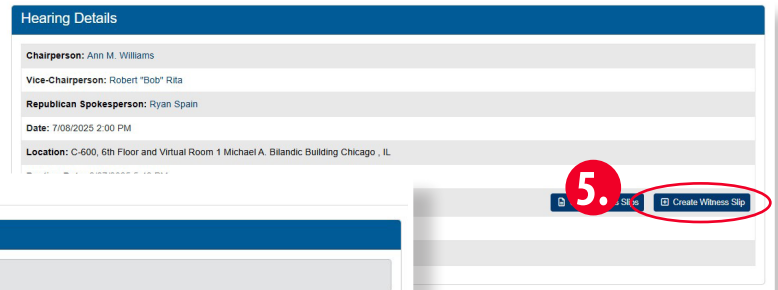
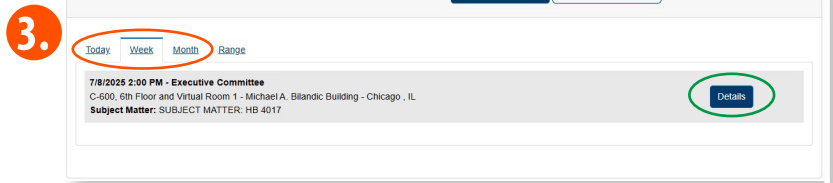
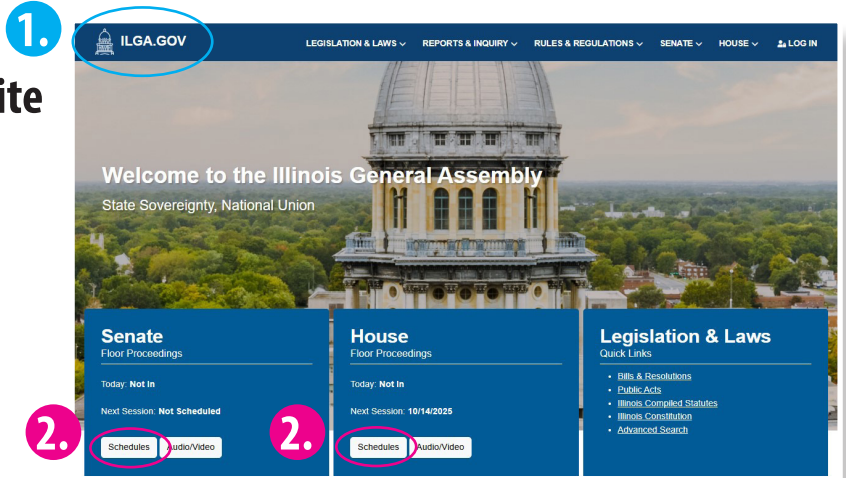
2. Once there, go to **Senate Schedules** or **House Schedules**

3. Under Hearing Schedules; Select **Today, Week, or Month Tab**

4. Click **Details**

5. Click **Create Witness Slip**

6. **Fill out** and **submit** witness slip



Witness Slip Information For Subject Matter

**Identification**

All fields are required unless noted as optional.

Name

Address  City

State  Zip

Firm/Business Or Agency

Title

Enter Email

Phone Number (xxx-xxx-xxxx)  Fax Number (xxx-xxx-xxxx) (Optional)

**Representation**

This section is to be filled if the witness is appearing on behalf of a group, organization or other entity.

Representation

**Position**

Add your position(s) on the legislative items.

Add Subject Matter  No positions selected at this time.

Add Position

**Testimony**


Select the testimony that you will supply for the hearing. (Check All That Apply)

Oral In Person

Written Statement Filed

Record Of Appearance Only

I agree to the ILGA Terms Of Agreement

I'm not a robot 

6.